


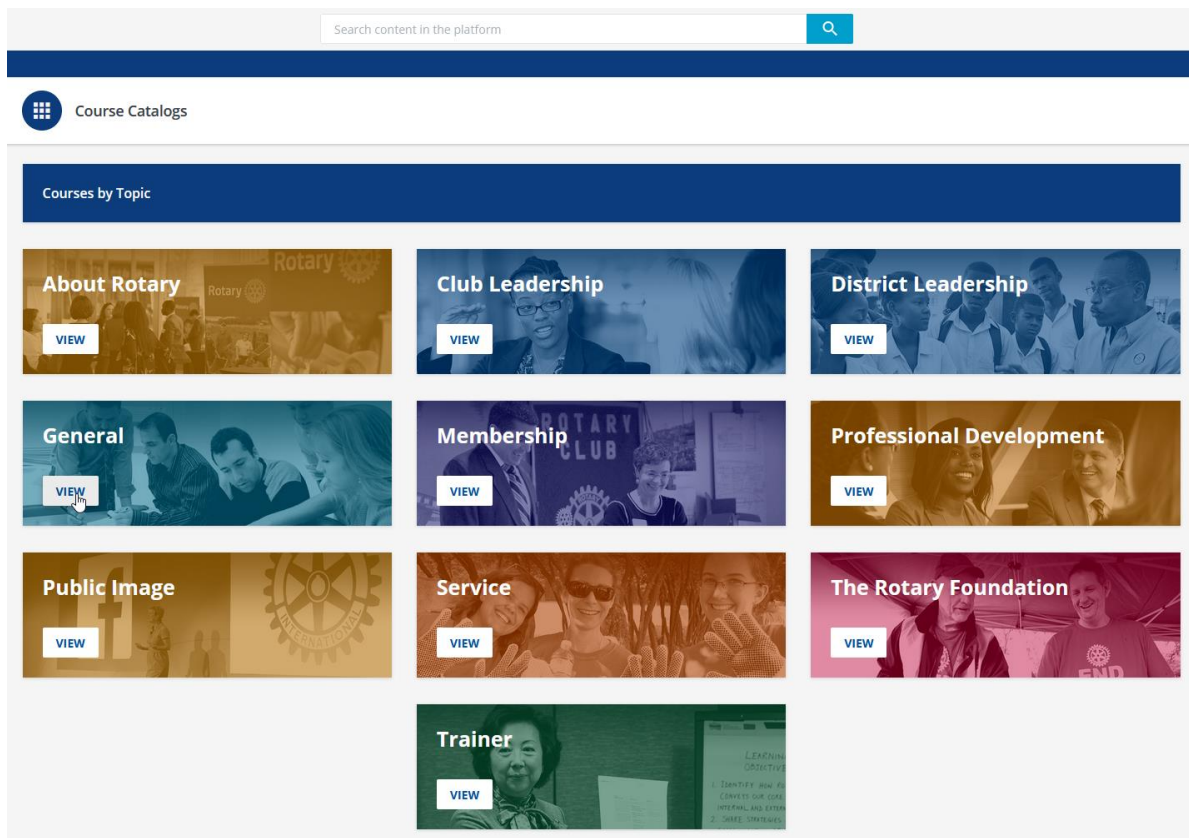
How to Use the Learning Center

Instructions

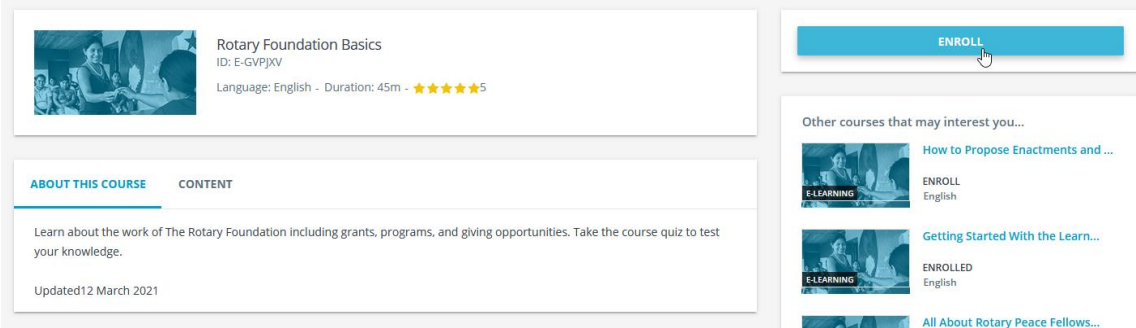
1. Login to [My Rotary](#).



2. Under **LEARNING & REFERENCE**, click on **Learning Center**.



- Use the search box to search for specific courses. Many of the topics suggested for new members can be found under the “**General**” topic.
- Click on the selected course within the topic. Click on **ENROLL** button in upper right corner.



The screenshot shows a course card for "Rotary Foundation Basics" with ID: E-GVPJXV and a 5-star rating. Below the card, there are tabs for "ABOUT THIS COURSE" and "CONTENT". The "ABOUT THIS COURSE" tab is active, displaying a description: "Learn about the work of The Rotary Foundation including grants, programs, and giving opportunities. Take the course quiz to test your knowledge." and a date "Updated 12 March 2021". To the right, there is a blue "ENROLL" button. Below the button, a section titled "Other courses that may interest you..." lists three related courses: "How to Propose Enactments and...", "Getting Started With the Learn...", and "All About Rotary Peace Fellows...".

- From the pop-up window, click on **LET'S BEGIN** button to start the course.

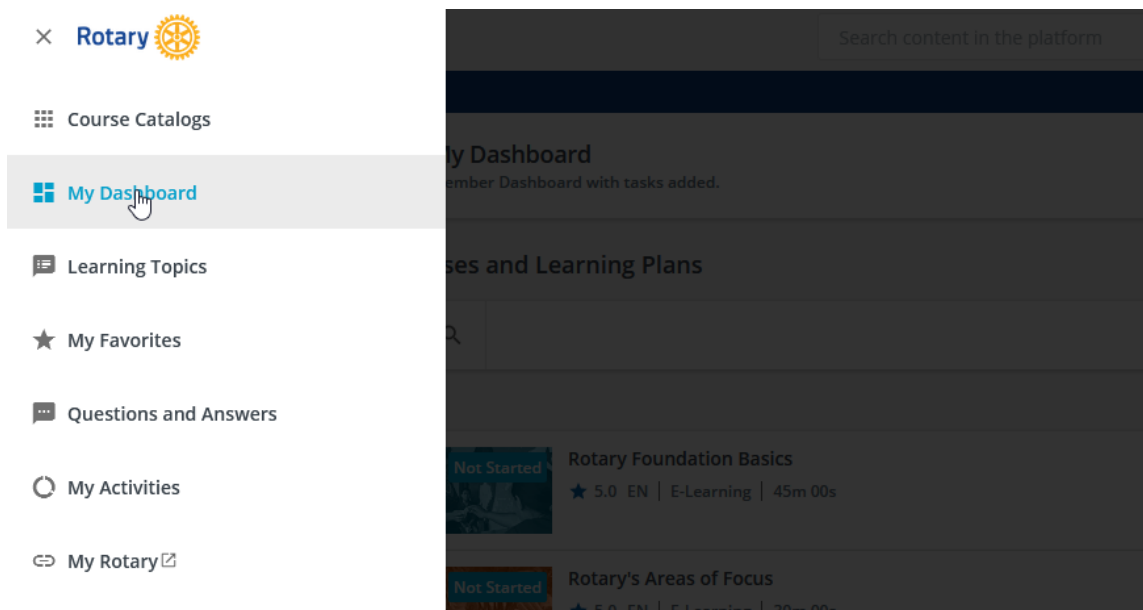


You've been enrolled successfully

Getting Started with Learning Topics has been added to your learning activity.

[CLOSE](#) [VIEW MY COURSES](#) [LET'S BEGIN](#)

- If you enrolled in multiple courses, click on **My Dashboard** from the context menu to view the full list of enrolled courses.



The screenshot shows the Rotary user interface. On the left, a context menu is open with the following items: "Rotary" (with logo), "Course Catalogs", "My Dashboard" (highlighted with a mouse cursor), "Learning Topics", "My Favorites", "Questions and Answers", "My Activities", and "My Rotary". On the right, a "My Dashboard" pop-up window is displayed. It features a search bar at the top and a list of enrolled courses. The first course is "Rotary Foundation Basics" with a 5.0 rating, EN language, E-Learning format, and a duration of 45m 00s. The second course is "Rotary's Areas of Focus" with a 5.0 rating, EN language, E-Learning format, and a duration of 30m 00s. Both courses are marked as "Not Started".

Recommended Courses for New Members

[Getting Started with the Learning Center](#)

Discover the many features of the Learning Center and learn how to search for courses, how to take a course, and how to track your progress.

E-Learning / Duration: 15m

[Getting Started with Learning Topics](#)

Learn how to use the learning topics feature of the Learning Center. These social learning features include the ability to add relevant documents and resources to topics, the ability to ask questions, and create favorite lists.

E-Learning / Duration: 15m

[Rotary Basics](#)

Taking Rotary Basics will help you learn more about Rotary. The course was designed for new members, but it can also be a great refresher for other members or even nonmembers who simply want to know what Rotary is all about. You can even test your Rotary knowledge by taking the quiz at the end.

E-Learning / Duration: 15m

[Rotary's Areas of Focus](#)

Learn about Rotary's areas of focus. Take this course for a comprehensive overview.

E-Learning / Duration: 1h

[Rotary Foundation Basics](#)

Learn about the work of The Rotary Foundation including grants, programs, and giving opportunities. Take the course quiz to test your knowledge.

E-Learning / Duration: 45m

[Committing to Diversity, Equity, and Inclusion](#)

We are committed to putting diversity, equity and inclusion (DEI) at the core of the Rotary experience. Learn more about Rotary's DEI statement, what DEI means, and how you can put it into practice to create positive experiences.

E-Learning / Duration: 15m